

Kenosha Public Museum

ADULT CLASSES & WORKSHOPS



- Please register at least one week before the start of the class.
- A refund will be issued if you cancel at least 7 days prior to the start of the class/workshop. No refunds are given for cancellations less than 7 days before the start of the class/workshop.
- On the first day, check in at the Information Desk in the lobby for the location of your class or workshop.
- Unless otherwise noted, supplies and tools are discussed at the first class.
- Samples of completed baskets and other projects are on display in the Kenosha Public Museum Gift Shop.
- We welcome your ideas and suggestions for new classes and workshops!

Mondays

BEGINNING CROCHET

Class #0120568105 \$50 (\$40 FOM)
 March 5-26 (4 weeks) 6:30-8:30 pm
 Instructor: Laura Zielinski LOCATION: KPM
 Discover the wonderful world of crochet! Learn the basic skills needed to crochet a multitude of projects. By the end of the workshop you will have the skills needed to create your own cell phone case, small shoulder purse, wash cloths and afghans. Supply list available.



Tuesdays

FUSED GLASS JEWELRY

Class #0120395105 - January 24 • 6-8:30pm \$22 (\$17 FOM)
 Class #0120395106 - March 13 • 6-8:30pm \$22 (\$17 FOM)
 Instructor: Jayne Herring LOCATION: KPM
 Learn fused glass techniques to make up to four pendants—from funky to classic—using different fusible glass components. A supply fee of \$25 is paid to the instructor. If you have your own stained glass cutting tools, bring them. If you don't, tools will be provided. Your creations will be fired off-site after the workshop and a date for pick-up will be arranged.



WINTER SKIES

Class #0620645105 \$15 (\$10 FOM)
 January 31 (1 day) 6:30-8:30 pm
 Instructor: Patrick Frendreis LOCATION: KPM
 Through star maps and star field photos, learn about the constellations and events in the winter skies including planets, meteor showers, and "deep-sky" objects. Hand-outs include some basic star maps, general astronomy information, and a bibliography. Weather-permitting, the workshop concludes outside with telescopic viewing of the night sky. Dress appropriately for the weather. Telescopes provided or bring your own.



BASIC ASTRONOMY

Class #0120651105 \$35 (\$30 FOM)
 February 7-21 (3 weeks) 6:30-8:30 pm
 Instructor: Patrick Frendreis LOCATION: KPM
 Take a tour through the Universe as we know it. Begin with the constellations—when and how to see them and some of the stories behind them. Look at the moon and planets and where they can be found among the stars and when. Take a closer look at the objects that can be seen among the stars, such as nebulae and galaxies. How to find comets, meteors, and meteor showers also discussed. Learn about the sun and how to view it safely. Outside viewing done as weather permits. Dress appropriately for the weather. Telescopes provided or bring your own.



SPRING SKIES

Class #0620652105 \$15 (\$10 FOM)
 March 20 (1 day) 6:30-8:30 pm
 Instructor: Patrick Frendreis LOCATION: KPM
 Celebrate the arrival of spring on the vernal equinox! Through star maps and star field photos, learn about the constellations and events in the spring skies including planets, meteor showers, and "deep-sky" objects. Handouts include some basic star maps, general astronomy information, and a bibliography. Weather-permitting, the workshop concludes outside with telescopic viewing of the night sky. Dress appropriately for the weather.

BEGINNING MULTI-SHAFT WEAVING

Class #0120305105 \$145 (\$120 FOM)
 January 24-March 27 (10 weeks) 6:30-8:30 pm
 Instructor: Cyndi Jara-Almonte LOCATION: KPM
 This 10-week class teaches the basics of weaving fabric on a 4-shaft table loom. Students work on two projects during the class: a sampler to learn basic weave structures and a project of their own choosing. The second project will cover all aspects of project planning, selecting materials, dressing the loom, weaving and finishing the project. Typical projects are scarves, table runners, place mats, or hand towels. Table looms with 20 weaving width will be used in this class. All equipment is provided. Materials Fee: \$5 for sample warp. Material costs for second project are typically about \$20. Optional Book: *Learning to Weave* by Deb Chandler is available from the instructor for \$18.



Kenosha Public Museum

ADULT CLASSES & WORKSHOPS



WRITING: A CLASS FOR YOUNG ADULTS

Class #0120281105 \$50 (\$40 FOM)
 February 7-28 (4 weeks) 6:30-8:30 pm
 Instructor: Colleen Kappeler LOCATION: KPM
 This workshop is open to young writers (ages 12-15) to help develop their writing skills. Students participate in writing exercises and assignments in a couple genres of writing as well as peer reviews with instructor guidance. The strengths and weaknesses of each writer will be examined in order to grow as a writer. Colleen Kappeler holds a B.A. in writing and is currently finishing her Masters in Writing and Literature. She is a published writer, writing teacher, and editor. You can contact her about your child's level and interests at kenoshawriter@gmail.com.



Thursdays

STAINED GLASS

Class #0120550105 \$70 (\$60 FOM)
 February 2-March 8 (6 weeks) 6:15-8:45 pm
 Instructor: Eric Koster LOCATION: KPM
 Complete a two-dimensional stained glass panel in 6 weeks. Learn pattern design, glass cutting and assembly using soldering techniques. Cost of tools, glass and other supplies depends upon project chosen.



Eric Koster has taught stained glass at the Kenosha Public Museum since 1988 and his wife, Mary, taught the same class for several years prior to that. They have retired and this will be the last class Eric will be teaching for the Museum. We thank the Kosteres for the years they have shared their talents with Museum students and wish them well in their retirement!

Wednesdays

POTTERY

Class #0120123105 \$70 (\$60 FOM)
 January 25-March 14 (8 weeks) 6:30-8:30 pm
 Instructor: Julie Schilf LOCATION: KPM



Learn the art of making pottery and create unique, useful, and decorative ware! This class is for all skill levels and covers the basic and intermediate levels of hand-built pottery, sculpturing, and glazing. Wheels are available

for throwing. Students purchase clay from the Museum for \$1.50 per lb. which includes the cost of firing and glazing.

DIGITAL PHOTOGRAPHY

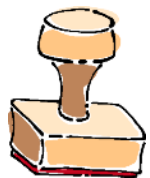
Class #0620653105 \$15 (\$10 FOM)
 January 25 (1 day) 6-8 pm
 Instructor: Brian Wolf LOCATION: KPM



This workshop is designed for the "point-and-shoot" camera-user. Shot composition, light, exposure, depth of field and other topics are included to assist the casual photographer in capturing the splendors of nature. Participants are encouraged to bring their cameras and manuals.

GREETING CARDS FOR ALL OCCASIONS

Class #0120549105 - Feb. 8-29 • 6-8 pm \$40 (\$30 FOM)
 Class #0120549104 - March 14-Apr. 4 • 6-8 pm \$40 (\$30 FOM)
 Instructor: Kimberly Congdon LOCATION: KPM



Each week of this 4-week class, create five greeting cards using rubber stamp and embossing techniques, die cuts from the Cricut® machine, buttons, brads, recycled products, and the newest embellishments. Learn how to use many of the scrapbooking/card-making tools available. No experience is needed. A supply fee of \$14 is paid to the instructor on the first day of class. Bring your favorite adhesive, i.e., double-stick tape, glue stick, craft glue, etc.

INTERMEDIATE CROCHETING: INTRODUCTION TO PATTERN READING

Class #0120654105 \$50 (\$40 FOM)
 March 1-22 (4 weeks) 6-8 pm
 Instructor: Laura Zielinski LOCATION: KPM

Do you love to crochet and long to make all of those fabulous projects you see in pattern books but struggle reading the foreign language they call a pattern? If so, this is the class you've been looking for. Learn how to read the language of crochet patterns and start making that dream project. Bring a beginner-intermediate level pattern, yarn (type and amount recommended by pattern), and crochet hook (size recommended by pattern).

MIXING COLORS WITHOUT GUESSING: WATERCOLOR WORKSHOP WITH JOE FETTINGIS, NWS

Class #0620663407 \$180 (\$155 FOM)
 Thursday, Friday & Saturday, November 15, 16, 17
 9:30 am-4 pm LOCATION: KPM

Fettingis' 2012 workshop is a "must know" for how to paint without guessing. He focuses on controlling moisture, mixing colors to achieve vibrant hues, looking at values and how they work with colors. Learn the proper way to use your brush to get smooth passages in a dry or wet area. Each student will be given a project to work on to create a painting. There are 5-6 demos each day on how to compose a painting. "I believe in art... students learn by visual demonstrations, that is why I like to use simple, small and to-the-point demos... If you like a workshop with hard work in a quiet room, this is for you."



Fettingis is a signature member of the National Watercolor Society and has been published in American Artist magazine, as well as Palette Talk, and International Artist magazines. He has been featured in the books Splash 6, Painting Color and Best of Watercolors 2 as well as many newspaper articles throughout the U.S., Canada and Puerto Rico. He regularly lectures, demonstrates and conducts workshops nationally and in Canada. A supply list is available on his website: www.jfettingis.com.

Kenosha Public Museum

SATURDAY WORKSHOPS



LUCILLE MEGA MARKET BASKET

Class #0620514101 \$40 (\$35 FOM)
 January 28 (1 day) 9:30 am-4:30 pm
 Instructor: Sandy Bulgrin LOCATION: KPM



This very large filled-bottom market basket is woven with natural and dyed reed. Students learn to weave sloped sides. It has a wrapped "D" handle with sea grass. Both are a wonderful accent to this spacious, sturdy basket. The basket is 11½" x 17" x 12" high (not including the handle). A materials fee of \$29

is paid to the instructor the day of the class.

COLOR MY HEART STRAW WEAVING

Class #0620330103 \$25 (\$20 FOM)
 February 11 (1 day) 1-3:30 pm
 Instructor: Sidonka Wadina LOCATION: KPM
 Learn to weave an arrow plait with natural and colored straw. This easy beginner's weave makes an attractive piece to display in your home. A supply fee of \$12 is paid to the instructor.



LANDSCAPING FOR BIRDS

Class #0620655103 \$23 (\$18 FOM)
 March 3 (1 day) 1:30-3 pm
 Instructor: Mariette Nowak LOCATION: KPM
 Learn how to increase the number and variety of birds in your yard by growing native plants offering natural habitat and a year-long smorgasbord of berries, nuts, and seeds. Gardeners can play a vital role by restoring and preserving native communities which support not only birds but other wildlife including butterflies, bees, and bats.

Mariette Nowak is the author of the book, Birdscaping in the Midwest. She is also the past director of Milwaukee's Wehr Nature Center. An avid birder, she is a board member of the Wisconsin Society of Ornithology.

DOUBLE-WALL CHAIR-SIDE BASKET

Class #0620656101 \$33 (\$28 FOM)
 March 10 (1 day) 9:30 am-3 pm
 Instructor: Sandy Bulgrin LOCATION: KPM



This double wall basket has an inside basket of deep golden dyed spokes and smoked spokes. The outer basket is woven with natural spokes and weavers with a French rand pattern with triple twining on each side. Side handles finish off the basket. A materials fee of \$24 is paid to the instructor on the first day of the class.

LEMKO-TYPE PIN-DROP EGGS OF EASTERN SLOVAKIA

Class #0620239103 \$25 (\$20 FOM)
 March 17 (1 day) 1:00-3:30 pm
 Instructor: Sidonka Wadina LOCATION: CWM

OPEN TO STUDENTS AGES 13-ADULT

This is one of the easiest egg decorating methods to learn. Create beautiful patterns and designs on Banti and Araucana naturally colored eggs with just a pin. A class fee of \$6 for 3 eggs, patterns, wax and other supplies is paid to the instructor. Sidonka explains the significance of the colors, shapes, and designs traditionally used. Students are asked to bring a small hand towel for padding. Sidonka is a Slovak Master Folk Artist and has been decorating eggs for more than 40 years.

SLOVAK ROZKY COOKIES

Class #0600133102 \$25 (\$20 FOM)
 March 24 (1 day) 1-3:30 pm
 Instructor: Sidonka Wadina LOCATION: KPM

Learn how to make these traditional Easter cookies from Sidonka Wadina's collection of family favorites. Rozky are a delicate filled cookie, shaped like a horseshoe. A \$2 fee per student to taste the scrumptious results is paid to the instructor.



UKRAINIAN EASTER EGGS

Class #0620576103 \$25 (\$20 FOM)
 March 24 (1 day) 1-4 pm
 Instructor: Jill Montgomery LOCATION: KPM

OPEN TO STUDENTS AGES 13-ADULT
 Learn the basics of traditional Ukrainian egg decorating or Pysanky. Instruction, eggs, 2 kistky, beeswax, candle and dyes are included in the class fee. Additional supplies can be purchased in the KPM Gift Shop.



BLACK & WHITE RUTH BASKET

Class #0620657101 \$28 (\$23 FOM)
 March 31 9:30 am-2 pm
 Instructor: Sandy Bulgrin LOCATION: KPM

Create a unique filled bottom and a decorative handle wrap that can be used on any handled basket. This basket is woven with natural and black dyed reed. A decorative handle is wrapped with natural reed and dyed round reed that is also the rim filler. The basket is 10"x10"x8" high, not including handle. A materials fee of \$20 is paid to the instructor on the first day of the class.



Kenosha Public Museum

SUNDAY COOKING WORKSHOPS



Francine's Fine Catering owner Rita Ramacci begins a series of workshops on the basics of cooking including all the information, tools and techniques every good cook needs. **Workshops are held at the Civil War Museum** and include recipes, demonstration, sampling and a bottle of water.

COOKING BASICS: KNIVES & STOCKING YOUR PANTRY


Class #0620658103 \$25 (\$20 FOM)
January 29 (1 day) 2:30-4:30 pm
Rita reviews which knives every good cook should have. Learn how to select and take care of your knives and how to use different knives for different cutting tasks. She also will discuss the basic supplies every pantry should contain.

COOKING BASICS: SAUTÉING, BRAISING, BAKING & MORE

Class #0620660103 \$25 (\$20 FOM)
February 26 (1 day) 2:30-4:30 pm
What's the difference between braising and stewing, sauteing and frying? Rita demonstrates and teaches you many basic cooking techniques including sauteing, braising, simmering, baking, frying and more.

COOKING BASICS: SAUCES & STOCKS

Class #0620661103 \$25 (\$20 FOM)
April 1 (1 day) 2:30-4:30 pm
Rita shares her secrets of making flavorful sauces and rich stocks which can be the keys to a successful entree.



Ying Stoller was raised in northeast China. She has shared her knowledge of Chinese cooking through her TV show, "Ying's Kitchen," her cookbook, Ying's Chinese Cookbook, Authentic but Simple and through cooking classes and demonstrations. **Workshops are held at the Civil War Museum** and include recipes, demonstration, sampling and a bottle of water.

DIM SUM

Class #0620516103 \$25 (\$20 FOM)
February 19 (1 day) 1:30-3:30 pm
Dim Sum means 'Dot your heart' in Cantonese. Chinese dim sum, small dishes of different foods, is often served for breakfast or lunch. Ying demonstrates steamed dumplings, sesame stick rice balls and wonton soup. Learn to make these delicious dishes and enjoy them with some good tea.

THAI CUISINE

Class #0620503103 \$25 (\$20 FOM)
March 18 (1 day) 1:30-3:30 pm
Ying teaches how to make three favorites of Thai cuisine: green papaya salad, pad thai noodles and red beans with fruit smoothie.

TEA 101

Class #0620659103 \$30 (\$25 FOM)
March 11 (1 day) 12:30-4:30 pm
Instructor: Thresa Griffin
This workshop is a great introduction to the world of tea. Participants learn the basic categories of tea, countries of origin, principles and methods of production and will have the opportunity to taste samples of tea. This is a hands-on class where students actually cup various teas, examine the wet and dry leaves and discuss their basic characteristics and flavor profile. All supplies and sampling included in the class cost.

\$30 (\$25 FOM)
12:30-4:30 pm
LOCATION: KPM



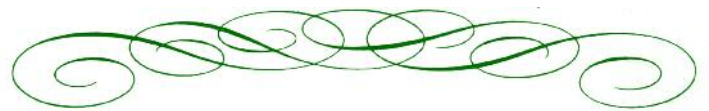
Thresa Griffin is a certified tea master and the owner of Napoleona Tea Company, an online retailer of specialty tea and tea ware. She is a member of the Specialty Tea Institute and a graduate of the Institute of Masters of Tea Arts in British Columbia.

COOKING LATIN CUISINE WITH LOVE



Class #0620662103 \$25 (\$20 FOM)
Instructors: Denise Rangel & Steve Villalobos LOCATION: CWM
March 25 (1 day) 2:30-4:30pm
Explore the flavors of traditional Latin cuisine from salsa and chips to dessert. Denise Rangel, who is Puerto Rican, and Steve Villalobos, who is Costa Rican, provide demonstrations, recipes and tastings of a wide variety of foods from Latin American cultures including Mexican as well as their own. This

workshop is co-sponsored by Gateway Technical College Culinary Arts Program and is offered in collaboration with the Kenosha Public Library's 2012 "Big Read." The cost of class includes demonstration, recipes, sampling and a bottle of water.



TRANSPARENT WATERCOLOR SOCIETY OF AMERICA
Summer Watercolor Workshops at the KPM

Paint with the big kids!

For a workshop brochure, visit

www.watercolors.org/workshop.html

MORE CLASSES & WORKSHOPS
AT THE CIVIL WAR MUSEUM - SEE PAGE 15-16

Kenosha Public Museum

KID'S CLASSES & FAMILY WORKSHOPS



Preschool Classes

Cost of supplies included in the class fee.

ARTSTART

\$50 (\$40 FOM) (8 weeks)

Ages: 2-4 with an adult

Class #0100318101

Tuesdays, Jan. 24-March 13 (8 weeks)

9:30-10:30 am

Class #0100521102

Tuesdays, Jan. 24-March 13 (8 weeks)

11:00 am-12:00 pm

Instructor: Marybeth Zuhlke

LOCATION: KPM

Preschoolers create age-appropriate and seasonal art projects with the help of an adult care-giver. The class includes a

variety of different experiences to

help preschoolers become

comfortable in a structured

classroom setting. Adults

and children work together

with a variety of art materials

including scissors, crayons, glue, paint and paper to create artwork.



After School Classes

1ST-5TH GRADERS

Classes meet from 4-5 pm. Cost of supplies is included.

Classes held at the Kenosha Public Museum.

BASIC CARTOONING

Class #0110407104

\$50 (\$40 FOM)

Tuesdays, January 24-March 13 (8 weeks)

Instructor: Bob Anderson

THIS CLASS IS OPEN TO STUDENTS AGES 7-14.

This class is an introduction to the wonderful, wacky world of cartooning! Using basic shapes, learn to draw cartoon heads and bodies to develop a character of your own. Look at different kinds of cartoons from the earliest days to today's computer-based comics. There will be plenty of time for practice and fun projects to develop your skill. Each student receives their own sketchpad.



CREATE WITH CLAY

Class #0110012104

\$50 (\$40 FOM)

Wednesdays, January 25-March 14 (8 weeks)

Instructor: Jill Montgomery

With your hands and imagination create most anything from clay! Learn to shape clay using the slab, pinch and coil methods. Finish your works of art by firing and glazing.

DRAW & PAINT

Class #0110003104

\$50 (\$40 FOM)

Thursdays, January 26-March 15 (8 weeks)

Instructor: Jill Montgomery

Students learn the basics of drawing and painting using a variety of media which may include pencil, charcoal, tempera, acrylics and watercolors. Each student receives their own sketch pad. The focus is on color and fun.

LEARN TO CROCHET

Class #0110664104

\$30 (\$20 FOM)


Instructor: Laura Zielinski

Thursdays, March 1-22 (4 weeks)

4-5 pm

Instructor: Laura Zielinski

THIS CLASS IS OPEN TO STUDENTS AGES 8 AND OLDER.



Discover the wonderful world of crochet! Learn the basic skills needed to crochet a multitude of projects. Please bring a crochet hook sized, F, G, H or I. Yarn is provided.

Family Workshops

LEGO™ CREATIVITY LABS

presented by briXwerX Studio

Saturday, February 4, 2012

Kenosha Public Museum

Instructors: David and John Xandegar

(One adult required to attend with every 1-2 children ages 5-12)

#0600489102	9:15 am	\$5 (\$2 FOM)
#0600487102	10:15 am	\$5 (\$2 FOM)
#0600490102	11:15 am	\$5 (\$2 FOM)
#0600488102	12:45 pm	\$5 (\$2 FOM)
#0600492103	1:45 pm	\$5 (\$2 FOM)
#0600493103	2:45 pm	\$5 (\$2 FOM)
#0600495104	3:45 pm	\$5 (\$2 FOM)

Join father and son Lego builders David and John Xandegar in a 30-minute Creativity Lab using some of their more than 1 million bricks. David and John will provide assistance and some instruction during the labs. **Please note: Participants do not keep their creations.** Three winners will be selected from all the participants. Winners' creations will be on display at the Kenosha Public Museum along with some of David and John's Lego creations. Winners will be able to keep their creations following the display. Photos of the creations of all participants will be on their website. All proceeds from the Creativity Labs benefit the Kenosha Public Museums. To see photos of David and John's work, visit their website at www.freewebs.com/brixwerx/. Each session is limited to 12 participants.



See a display of David and John Xandegar's
Lego® creations at the Kenosha Public Museum
from January 26-February 29.