



City of Kenosha
 Department of Neighborhood Services and Inspections
 625 52nd Street, Room 100, Kenosha, WI 53140
 Phone: 262.653.4263, Fax: 262.653.4254

Office Use Only:

APPLICATION FOR WHEELCHAIR RAMP PERMIT

Permit Fee: \$60.00

This document must be legible or will be returned .

You will be notified when your permit is ready; please do not submit payment with permit application .

Project Address _____

Check one: Commercial Multi-family One- or Two-family
 If commercial or multi-family, City Development approval is required:

City Development Authorization _____

Owner _____

***Contractor** _____

Mailing Address _____

Mailing Address _____

City _____ State _____ Zip _____

City _____ State _____ Zip _____

Phone (_____) _____

Phone (_____) _____

Contractor e-mail _____

***Note to Contractor:** Please see attached "State Licensing Requirements."

Estimated Cost \$ _____

Corner Lot: Yes No

Wheelchair Ramp Size: _____ by _____

Comments _____

Location: Front Yard Side Yard Rear Yard

Check One: One-family Two-family Multi-family

I agree to comply with all applicable codes, statutes, and ordinances, and with the conditions of this permit; understand that the issuance of the permit creates no legal liability, express or implied, on the state or municipality; and, certify that all the above information is accurate. I expressly grant the building inspector, or the inspector's authorized agent, permission to enter the premises for which this permit is sought at all reasonable hours and for any proper purpose to inspect the work which is being done. I have read and understand all requirements applicable to this construction project.

Applicant Signature _____ Date _____

City of Kenosha


APPLICATION FOR WHEELCHAIR RAMP PERMIT – Page Two

SITE PLAN

Please indicate on the following site plan:

- 1. Indicate size, location, and distance from property lines of proposed wheelchair ramp .
- 2. Show existing structures (sheds, garages, detached decks, fences) .
- 3. Indicate location of all driveways (yours and your neighbors) .

CHECK ONE: Alley
Neighbor



CHECK ONE:
Street
Neighbor

CHECK ONE:
Street
Neighbor

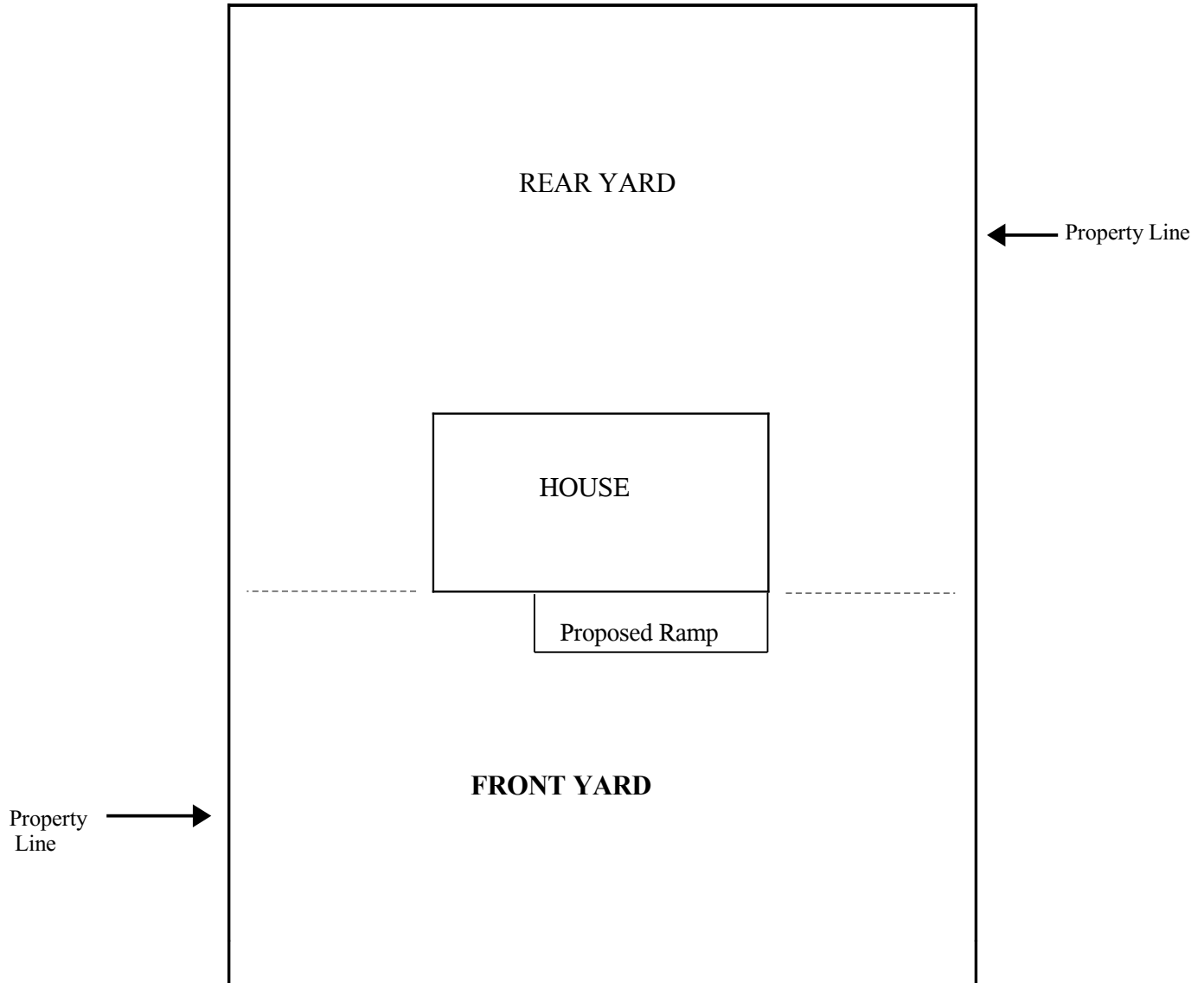
Street Name _____

IMPORTANT: The narrowest width of the property which abuts the street is considered the front yard.

City of Kenosha

APPLICATION FOR WHEELCHAIR RAMP PERMIT – Page Three

SAMPLE SITE PLAN



Street Name _____

Inspections Required:

- ☎ Call 262.653.4263 for post-hole inspection prior to installing posts.
- ☎ Call 262.653.4263 for final inspection when project is complete.



State of Wisconsin Licensing Requirements for Contractors:

General Contractors of One- or Two-family Dwellings:

Any general contractor that performs work on a one- or two-family dwelling must possess the following two licenses:

- 1) Dwelling Contractor Number: _____ Signature of Designee: _____
- 2) Dwelling Qualifier Number: _____
- Dwelling Qualifier Licensee Signature: _____ Print Name: _____

General Contractors of Multi-family Dwellings or Commercial Projects:

Any general contractor that performs work on a multi-family dwelling or commercial property must possess the above two licenses **OR**:

- Building Contractor
 Registration (BCR) Number: _____ Signature of Designee: _____

Contractors of Exterior Sewer and Water Laterals or Interior Plumbing Projects:

Any contractor that performs Exterior Sewer and Water Lateral or interior plumbing work must possess the following two licenses:

- 1) Wisconsin Master Plumber's License Number: _____
- Licensee's Signature: _____ Print Name: _____
- 2) Building Contractor
 Registration (BCR) Number: _____ Signature of Designee: _____

Contractors of Electrical Projects:

Any contractor that performs electrical work must possess the following two licenses:

- 1) Wisconsin Master Electrician's License Number: _____
- Licensee's Signature: _____ Print Name: _____
- 2) Wisconsin Electrical
 Contractor Certification Number: _____ Signature of Designee: _____
- OR**
 Building Contractor Registration (BCR) Number: _____ Signature of Designee: _____

Contractors of HVAC Projects:

Any contractor that performs HVAC work must possess the following two licenses:

- | | | |
|--|--------------------------------|----------------------|
| 1) Wisconsin HVAC Qualifier Number: _____ | Licensee's Signature: _____ | Print Name: _____ |
| OR City of Kenosha HVAC License: _____ | Licensee's Signature: _____ | Print Name: _____ |
| 2) Wisconsin HVAC Contractor Certification Number: _____ | Signature of Designee: _____ | |
| OR Building Contractor Registration (BCR) Number: _____ | Signature of Designee: _____ | |

Note to Property Owners:

If the owner of the property is listed as the general contractor, a license is not required; however, the attached "Cautionary Statement" must be signed by the property owner.

CITY OF KENOSHA
Department of Neighborhood Services and Inspections

CAUTIONARY STATEMENT TO OWNERS OBTAINING BUILDING PERMITS

101.65(lr) of the Wisconsin Statutes requires municipalities that enforce the Uniform Dwelling Code to provide an owner who applies for a building permit with a statement advising the owner that:

If the owner hires a contractor to perform work under the building permit, and the contractor is not bonded or insured as required under S.101.654(2)(a), the following consequences might occur:

- a) The owner may be held liable for any bodily injury to or death of others or for any damage to the property of others that arises out of the work performed under the building permit or that is caused by any negligence by the contractor that occurs in connection with the work performed under the building permit.
- b) The owner may not be able to collect from the contractor damages for any loss sustained by the owner because of a violation by the contractor of the one- and two-family dwelling code or an ordinance enacted under Sub.(1)(a) because of any bodily injury to or death of others or damage to the property of others that arises out of the work performed under the building permit or because of any bodily injury to or death of others or damage to the property of others that is caused by any negligence by the contractor that occurs in connection with the work performed under the building permit.

Owner's Signature: _____ Date: _____

ADDITIONAL RESPONSIBILITIES FOR OWNERS OF PROJECTS DISTURBING ONE OR MORE ACRE OF SOIL

I understand that this project is subject to Ch. NR 151 regarding additional erosion control and stormwater management and will comply with those standards.

Owner's Signature: _____ Date: _____

PERMIT ISSUED SUBJECT TO THE FOLLOWING

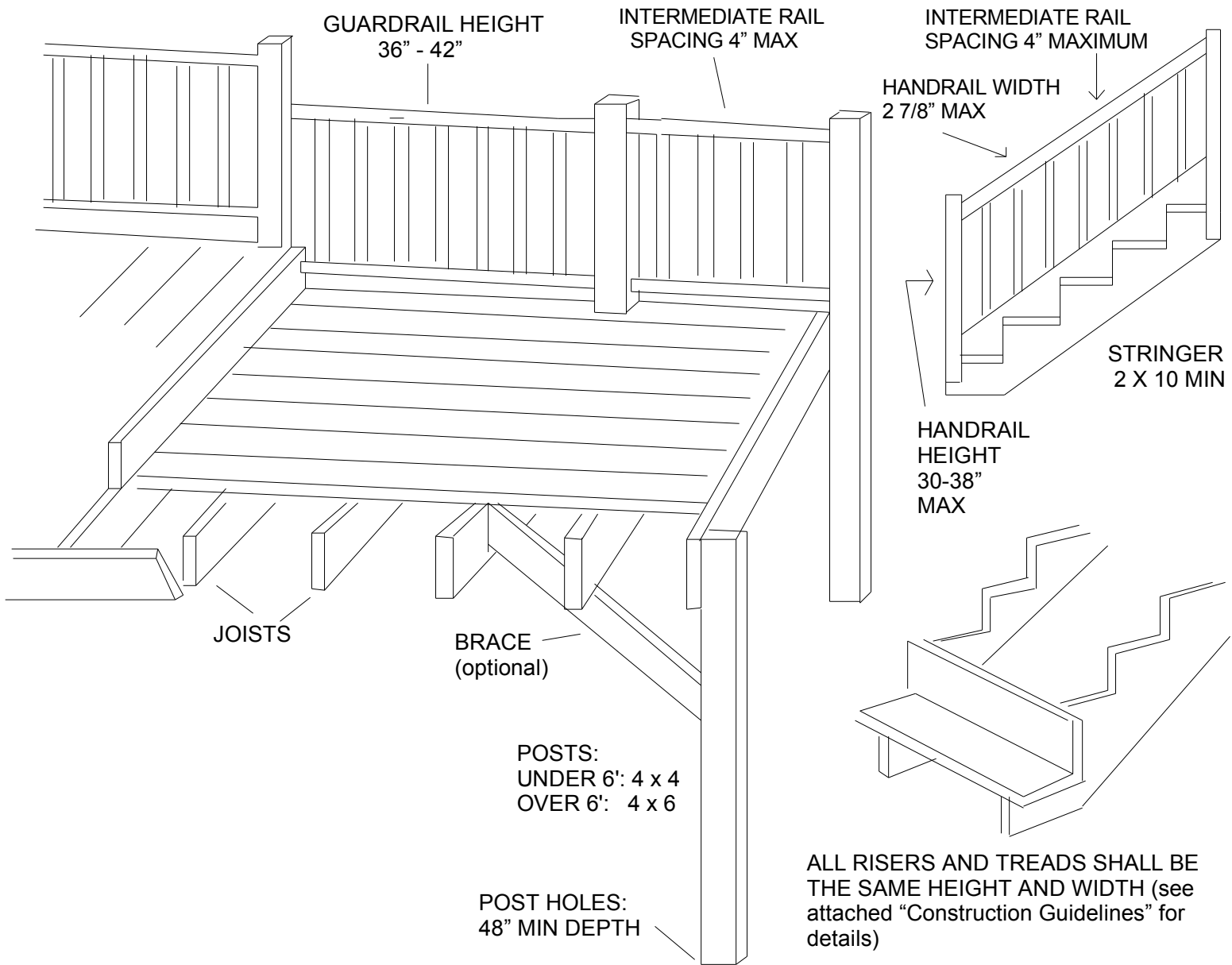
- 1. Work shall be started within sixty (60) days of the issue date, or permit becomes **expired**.
- 2. Permit expires **six months to one year** after the issue date. See Department for details.
- 3. Fee for permit issued after work has commenced will be **two (2) times** the normal rate.
- 4. The applicant shall be responsible for obtaining the permit for the proper address. A permit is not transferable to another address.
- 5. Permits issued for razing buildings shall become null and void if work is not commenced and completed within thirty (30) days, or as stated.
- 6. All plumbing, electrical, and HVAC work shall be done by licensed contractors under proper permits.
- 7. Remodeled/renovated basement areas are not to be used as sleeping areas; unless in accordance with residential one- and two-family alteration and remodeling standards.
- 8. The applicant assumes full responsibility for proper location of property lines and the proper building/structure location from property lines.



WHEELCHAIR RAMP INFORMATION

COMM 21.045 RAMPS. Every exterior or interior ramp which leads to or from a required exit shall comply with the requirements of this section.

- (1) **SLOPE.** Ramps shall not have a gradient greater than 1 in 8 or one foot of rise in eight feet of run. Walkways with gradients less than 1 in 20 or one foot of rise in twenty feet of run are not considered to be ramps.
- (2) **SURFACE AND WIDTH.** Ramps shall have a slip-resistant surface and shall have a minimum width of 36 inches measured between handrails.
- (3) **HANDRAILS.** Every ramp which overcomes a change in elevation of more than 8 inches shall be provided with at least one handrail and with handrails on all open sides of ramps.
 - (a) Ramps which have a gradient greater than 8.33% or 1:12 or one foot rise in twelve feet of run and which overcome a change in elevation of more than 24 inches, shall be provided with handrails on both sides.
 - (b) Handrails shall be mounted so that the top of the handrail is located between 30 to 38 inches above the ramp surface.
 - (c) Open-sided ramps shall have the area below the handrail protected by intermediate rails or an ornamental pattern to prevent the passage of a sphere with a diameter of 4 inches or larger.
 - (d) The clear space between the handrail and any adjoining wall shall be at least 1 ½ inches.
- (4) **LANDINGS.** A level landing shall be provided at the top, at the foot, and at any change in direction of the ramp. The landing shall be at least as wide as the ramp and shall measure at least 3 feet in the direction of travel.

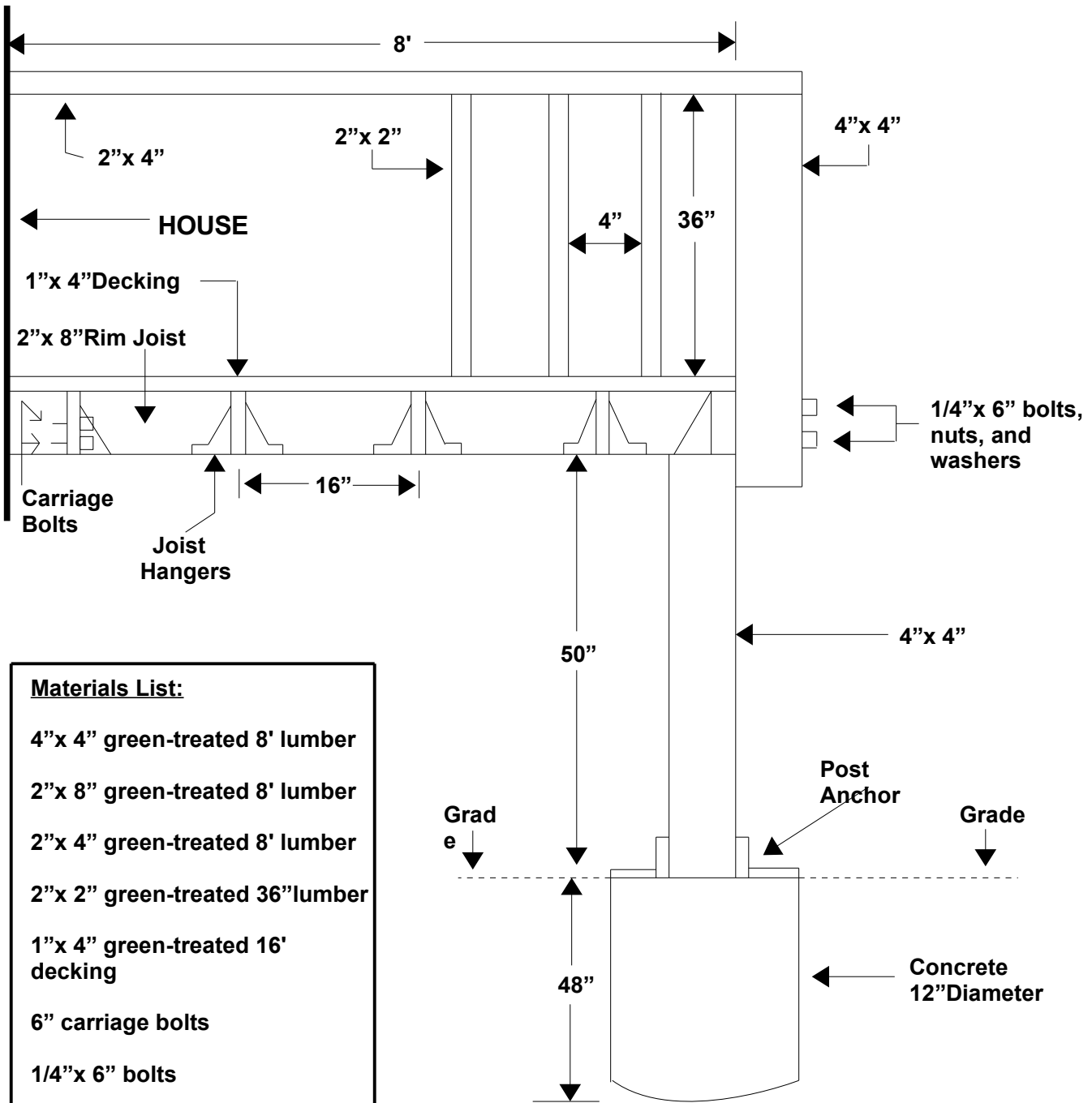


MAXIMUM JOIST SPANS AND SPACING

| <u>JOIST SIZE</u> | <u>WOOD SPECIES</u> | <u>MAXIMUM SPAN</u> |
|----------------------------|---------------------|---------------------|
| For 16-inch Joist Spacing: | | |
| 2 x 6 | Douglas Fir | 9' 9" |
| | Ponderosa Pine | 8' 7" |
| 2 x 8 | Douglas Fir | 12' 10" |
| | Ponderosa Pine | 11' 4" |
| 2 x 10 | Douglas Fir | 16' 5" |
| | Ponderosa Pine | 14' 5" |
| For 24-inch Joist Spacing: | | |
| 2 x 6 | Douglas Fir | 8' 6" |
| | Ponderosa Pine | 7' 6" |
| 2 x 8 | Douglas Fir | 11' 3" |
| | Ponderosa Pine | 9' 11" |
| 2 x 10 | Douglas Fir | 14' 4" |
| | Ponderosa Pine | 12' 3" |

ALL LUMBER TO BE PRESSURE TREATED

EXAMPLE AND MATERIALS LIST FOR DECKS/RAMPS (side view cut away)



- Materials List:**
- 4"x 4" green-treated 8' lumber
 - 2"x 8" green-treated 8' lumber
 - 2"x 4" green-treated 8' lumber
 - 2"x 2" green-treated 36"lumber
 - 1"x 4" green-treated 16' decking
 - 6" carriage bolts
 - 1/4"x 6" bolts
 - 1/4" nuts and washers
 - Post anchors
 - 1 lb. nails
 - 3 lb. nails

For handrail shapes (from the Wisconsin Department of Commerce, Safety and Buildings Division) please see the following website:

http://www.legis.state.wi.us/rsb/code/comm/comm025_app.pdf